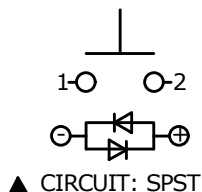


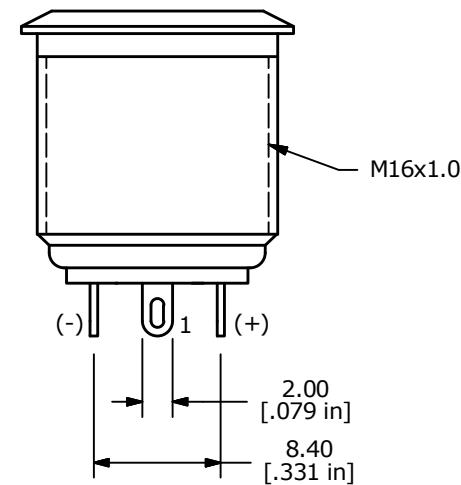
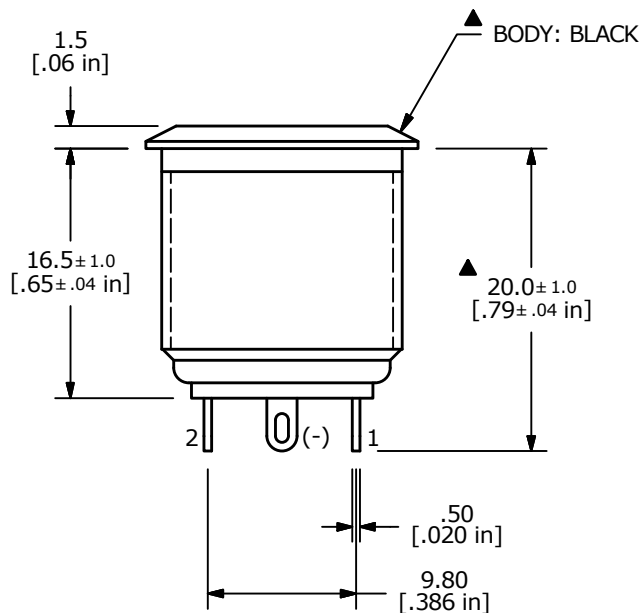
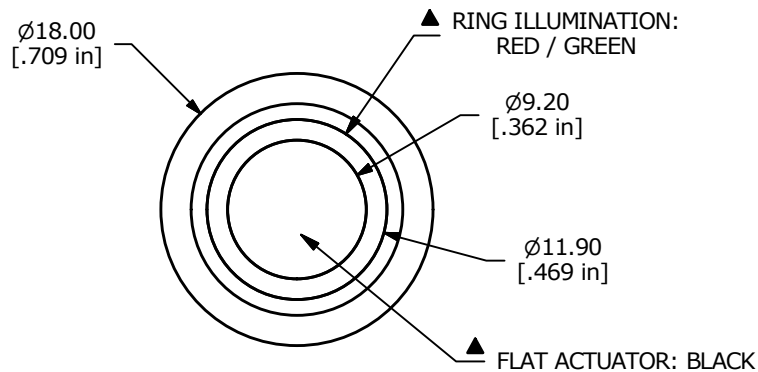
PANEL CUTOUT
MAX. PANEL THICKNESS
10.0mm [.315 in]

SWITCH FUNCTION	
POS. 1	POS. 2
OFF	(ON)
OPEN	1-2

(ON) = MOMENTARY



- NOTE:
1. ALL DIMENSIONS IN MM [INCH]
 2. GENERAL TOLERANCE: X.X = ±0.4
X.XX = ±0.25
 3. TERMINAL NUMBERS FOR REF ONLY
 - ▲ 4. CONTACT MATERIAL: SILVER
 5. RATING: 2A 48VDC
 6. ELECTRIC LIFE: 50,000 MAKE-AND-BREAK CYCLES AT FULL LOAD.
 7. INSULATION RESISTANCE: 1,000MΩ MIN.
 8. DIELECTRIC STRENGTH: 2,000VAC MIN. FOR 1 MINUTE
 9. CONTACT RESISTANCE: 50mΩ MAX. @ 1A 12VDC
 10. OPERATING TEMP.: -20°C to 55°C
 - ▲ 11. TRAVEL: 1.8mm
 12. ▲ DENOTES CRITICAL PARAMETER.
 - ▲ 13. HARDWARE SUPPLIED: O-RING AND HEXNUT (NOT SHOWN)
 - ▲ 14. ILLUMINATION COLOR: RED (FORWARD), GREEN (REVERSE)
 - ▲ 15. ILLUMINATION VOLTAGE RATING: 1.8V 20 mA FORWARD, 2.8V 20 mA REVERSE
 16. 2002/95/EC (ROHS) COMPLIANT



TITLE PV6F24011-3G1

A	21921	RELEASE FOR PRODUCTION	7/20/15	MW
REV	PCR NO	DESCRIPTION	DATE	BY

THE INFORMATION CONTAINED IN THIS DOCUMENT IS PROPRIETARY TO E-SWITCH AND IS NOT TO BE COPIED OR TRANSFERRED

SCALE 2:1	DATE 7/20/2015	DR MW	DWG 52-PV6F240113G1	REV A
--------------	-------------------	----------	------------------------	----------